







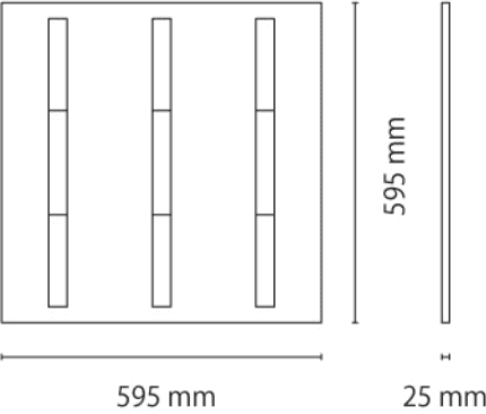
MICROLOUVER

| | | | | | | |
|--------------|--|--|--|--|--|--|
| Item code | 86.R006.1471.01 | | | | | |
| Product type | Indoor | | | | | |
| Category | Recessed Fixtures | | | | | |
| Family | MICROLOUVER | | | | | |
| Pictograms | <div><div></div><div>220 240 V</div><div></div><div>850°</div><div>CRI 80</div><div></div></div> <div><div>Driver INCL.</div><div>On Off</div><div></div><div>Emerg. 1h</div><div>IP 20</div></div> <div>50000h L80B10</div> | | | | | |

Dimensions

| | |
|-------------------------|------------|
| Product dimensions (mm) | 595x595x25 |
|-------------------------|------------|

Scheme



| | |
|----------------------------|---------------|
| Product | |
| Real power (W) | 40 |
| Real luminous flux (Lm) | 5400 |
| Luminous efficiency (Lm/W) | 135 |
| Beam angle (°) | 90 |
| Life time (h) | 50000h L80B10 |
| IP | 20 |
| U. G. R | 13 |
| Control gear | On-Off |
| Colour temperature (K) | 4000 |
| Colour consistency (SDCM) | SDCM5 |
| CRI | 80 |